

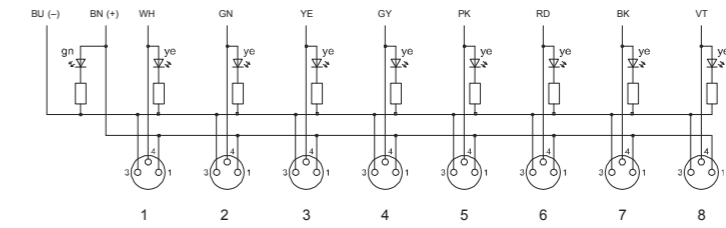
Plastic distribution box ESP8 series (M8 socket, with pre-wired cable)

| | | | | |
|---|--|---------------|--|---------------|
| Description: | | | | |
| Plastic housing, 8-way, pre-wired cable, single/double signal. | | | | |
| Features: | | | | |
| <ul style="list-style-type: none"> Optional output (PNP/NPN) LED indicator and high protection class IP67 Compact size - 130mm, especially suitable for small space installation Standard 3m PUR cable, optional cable length | | | | |
| Type List | | | | |
| | ESP8-8-2P-3/P | ESP8-8-2N-3/P | ESP8-8-3P-3/P | ESP8-8-3N-3/P |
| Technical Data | | | | |
| Output Function | 1 signal | | 2 signals | |
| Output Type | PNP | NPN | PNP | NPN |
| Connection for Sensors/Actuators | 3-pin M8 female | | 4-pin M8 female | |
| Locking Sockets | Threaded M8x1 | | | |
| Dimensions | Fig.1,3 | | Fig.2,3 | |
| Pin Assignment | Fig.4 | | Fig.5 | |
| Wiring Diagram | Fig.6 | Fig.7 | Fig.8 | Fig.9 |
| Supply Voltage | 10...30VDC (24VDC) | | | |
| Supply Voltage Indicator | LED green | | | |
| I/O Channels | 8 | | | |
| Signals per Port | 1 | | 2 | |
| Status Indicators | LED yellow | | LED yellow / red | |
| Operating Current | Max. 2A | | | |
| Current Parameter | Max. 8A | | | |
| | Please do not operate cables above max. load capacity. | | | |
| Housing Material | Plastic | | | |
| | PC + ABS | | | |
| Protection Class | IP67 | | | |
| Temperature Range | -40...+80°C | | | |
| Resistance | Good resistance against chemicals and oils. The resistance to aggressive media should be individually verified for your application. | | | |
| Cable Material | Standard PUR / PP Bending≥5 million | | | |
| Length | 3m | | | |
| Dimensions | | | Pin Assignment | |
| | | | Fig. 4 3-pin PNP/NPN 1 signal | |
| | | | Fig. 5 4-pin PNP/NPN 2 signals | |



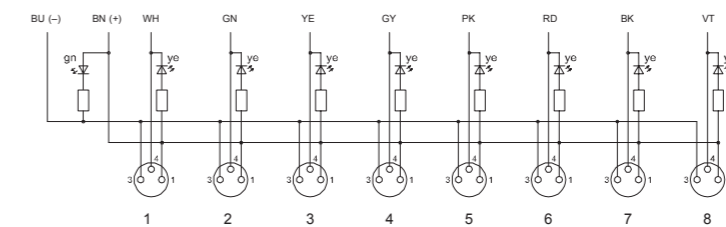
Wiring Diagram

Fig. 6
Cable



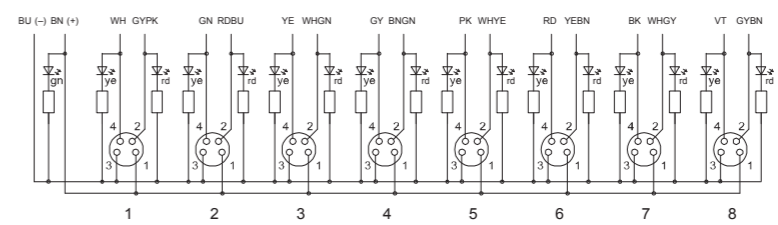
LED indicator PNP

Fig. 7
Cable



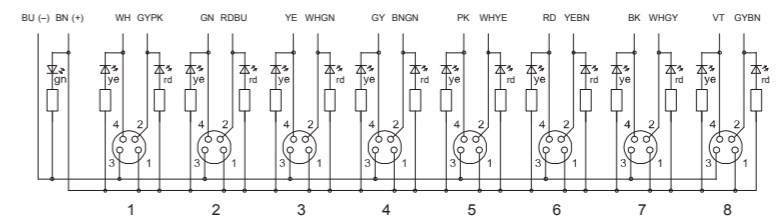
LED indicator NPN

Fig. 8
Cable



LED indicator PNP

Fig. 9
Cable



LED indicator NPN