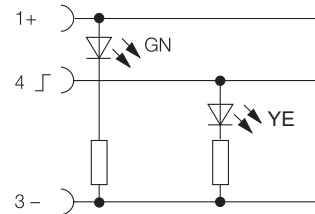
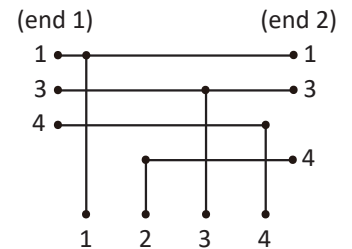
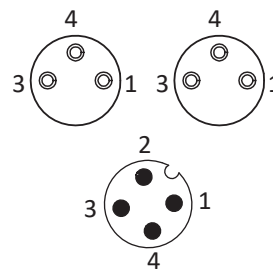


ARTICLE PROPERTIES

ARTICLE NUMBER	ECS-2CBO8.3-X/X/L/*
SHAPE TYPE 1	Male, M12, straight
SHAPE TYPE 2	Female, M8, angled
SHAPE TYPE 3	Female, M8, angled
NUMBER OF PINS	4-3/3
INTERFACE TYPE	A
LED (PNP)	green, yellow



MECHANICAL DATA

LOCKING	union nut, SW13, SW9, vibration lock
MATERIAL LOCKING	Zinc die casting, nickel plated
TIGHTENING TORQUE LOCKING	0,6 Nm/0,4 Nm
MATERIAL GRIP	PUR
SYSTEM	moulded

ELECTRICAL DATA

OPERATING VOLTAGE	30 V DC
RATED CURRENT	4,0 A
INSULATION RESISTOR	> 100 MΩ
POLLUTION DEGREE	3

ENVIRONMENTAL CONDITIONS

PROTECTION CLASS	IP67 inserted and tightened
AMBIENT TEMPERATURE	-30 ... 90 °C

APPROVALS



GENERAL CABLE PROPERTIES

CABLE CONSTRUCTION (ONLY FOR PUR PRODUCT)	according to UL-AWM Style 20549
THERMAL RESISTANCE (ONLY FOR PUR PRODUCT)	according to UL FT2
PROTECTION CLASS	according to IEC 60529 or ISO 20653, only when screwed together with the corresponding counterpart

CABLE LENGTHS X

All cable lengths are available on request. **EXAMPLE:**
 cable lengths 0,5 m -> ECS-2CBO8.3-**0.5/0.5**
 cable lengths 10 m -> ECS-2CBO8.3-**10/10**

TOLERANCE CABLE LENGTHS




0 m < X ≤ 1,0 m	+0,05 m
1,0 m < X ≤ 5,0 m	+0,1 m
5,0 m < X	+0,15 m

CABLE VARIANTS AND ASSIGNMENT OF WIRE INSULATION COLOR

Article number cable/*	material jacket	color jacket	wire insulation	wire cross-section	cable-jacket-∅	temperature range	bending cycles	Pin variant
	PVC	grey	PVC	3 x 0.25 mm ^{2*}	4.4±0.15 mm	-40 °C ... 105 °C	no	1
/P	PUR	grey	PP	3 x 0.25 mm ^{2*}	4.4±0.15 mm	-40 °C ... 80 °C	≥5 Million	1
/E294	PVC	grey	PVC	3 x 0.34 mm ^{2**}	4.8±0.15 mm	-40 °C ... 105 °C	no	1
/E519	PUR	grey	PP	3 x 0.34 mm ^{2**}	4.8±0.15 mm	-40 °C ... 80 °C	≥5 Million	1
/E521	PVC	black	PVC	3 x 0.25 mm ^{2*}	4.4±0.15 mm	-40 °C ... 105 °C	no	1
/E591	PUR	black	PP	3 x 0.25 mm ^{2*}	4.4±0.15 mm	-40 °C ... 80 °C	≥5 Million	1
/E576	PVC	black	PVC	3 x 0.34 mm ^{2**}	4.8±0.15 mm	-40 °C ... 105 °C	no	1
/E578	PUR	black	PP	3 x 0.34 mm ^{2**}	4.8±0.15 mm	-40 °C ... 80 °C	≥5 Million	1
/E638	PUR	yellow	PP	3 x 0.34 mm ^{2**}	4.8±0.15 mm	-40 °C ... 80 °C	≥5 Million	1

* similar to AWG 24 ** similar to AWG 22

CABLE VARIANTS AND ASSIGNMENT OF WIRE INSULATION COLOR

	Pin variant	Pin 1	Pin 2	Pin 3	Pin 4
	1	brown / brown	black (end 2)	blue / blue	black (end 1)
	1	brown		blue	black (end 1)
	1	brown		blue	black (end 2)